



Welcome to Back to School Night

Ms. Bauer - 2nd Grade

Tonight's Agenda

- Desk Handouts
- Meet the Teacher
- How to connect with me
- Classroom Routines and Expectations
- Google Classroom
- Litel's PBIS Expectations
- Curriculum, Grading, and Homework
- Q & A




Meet the Teacher



- Hello! My name is Ms. Bauer.
- I received my Bachelor's Degree in Political Science from the University of La Verne.
- I received my teaching credential and Master's Degree in education from Cal Poly Pomona.
- I love reading, hiking, spending time outdoors, and weekend beach trips with my family and friends.



My Teaching Philosophy

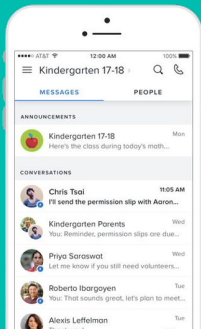


- Teaching to the Whole Student
- Differentiated Instruction is Essential
- Positive Growth Mindset
- Creating a Positive and Supportive Classroom Environment

How To Contact Me

01

Remind App



- Download the Remind App
- Txt @2MsBauer to 81010

02

Email





- hannah_bauer@chino.k12.ca.us

* I will respond within 24 hours during the school week*

Gerard F. Litel Website

<https://www.chino.k12.ca.us/Litel>

Parent Handbook



Daily Schedule

Monday, Tuesday, Thursday, Friday

7:50 - 8:10	Morning Work Review
8:10 - 9:20	ELA- Wonders
9:20 - 9:33	Recess
9:33 - 10:50	ELA - Wonders/Writing
10:50-11:10	PE
11:10 - 11:50	Lunch
11:50 - 1:15	Math
1:20 - 1:33	Recess
1:33 - 2:10	Science/Social Studies
2:10- 2:30	Agenda for homework/pack up
2:30	Dismissal

Wednesday

7:50 - 8:50	ELAVO/PE
8:50 - 10:00	ELA
10:00- 10:30	Lunch
10:30-11:00	Second Step
11:00-11:15	Review
11:15-11:20	Agenda/pack up
11:20	Dismissal



Litel's PBIS Expectations and the R.O.A.R



PBIS Schoolwide Matrix

Litel Lions **ROAR** with Pride

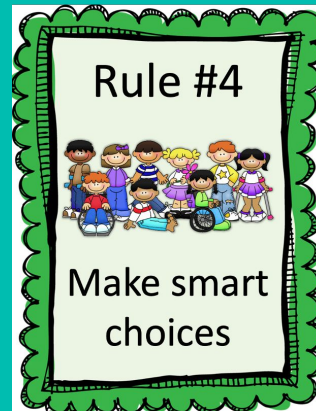


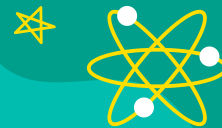
R.O.A.R.	Classrooms	Restrooms	Playground	Hallways	Lunch Tables	Library	Computer Labs	MPE/ Assembly
Responsible Think + Pause + Problem-Solve	<ul style="list-style-type: none"> Always do your best Complete all assignments on time Communicate in complete sentence 	<ul style="list-style-type: none"> Flush one time Wash hands Report concerns 	<ul style="list-style-type: none"> Walk on the blacktop Keep hands and feet to yourself Use equipment appropriately 	<ul style="list-style-type: none"> Arrive prepared to learn Eyes on teacher Stay with class 	<ul style="list-style-type: none"> Students eating in their own space Throw trash away 	<ul style="list-style-type: none"> Students working in their own space 	<ul style="list-style-type: none"> Leave computer lab set up properly for next class Treat equipment properly Log out properly 	<ul style="list-style-type: none"> Face forward/eyes on speaker Wait patiently for directions
Optimistic Collaborate	<ul style="list-style-type: none"> Students try their best Students never give up Students check their work and attend to precision 	<ul style="list-style-type: none"> Be polite Be timely 	<ul style="list-style-type: none"> Wait your turn Have fun Teach the rules to a newcomer 	<ul style="list-style-type: none"> Walk with purpose Face forward Silent voices 	<ul style="list-style-type: none"> Inside voices Say please and thank you Smiling faces 	<ul style="list-style-type: none"> Ready to learn Ready to read 	<ul style="list-style-type: none"> Try all options before moving on "I tell myself, I can do this." 	<ul style="list-style-type: none"> Use kind language and manners Enter and leave quietly
Accountable Persevere	<ul style="list-style-type: none"> Be prepared Ready to learn Learn from mistakes 	<ul style="list-style-type: none"> Use materials wisely Keep hands and feet to yourself 	<ul style="list-style-type: none"> Follow game rules Report harmful or inappropriate behavior Put all equipment away in the correct location 	<ul style="list-style-type: none"> Move in a straight line Feather feet Keep backpacks zipped and hung up 	<ul style="list-style-type: none"> Walk quietly Sit at assigned table Raise hand to be dismissed 	<ul style="list-style-type: none"> Low whispers Treat books kindly 	<ul style="list-style-type: none"> Sit in chairs properly Hands are quiet/feet are still 	<ul style="list-style-type: none"> Appropriate applause Stay in your own space
Respectful Thoughtful Actions	<ul style="list-style-type: none"> Treat others with kindness Listen to all speakers Keep your hands and feet to yourself 	<ul style="list-style-type: none"> Respect privacy Use quiet voices Keep it clean 	<ul style="list-style-type: none"> Follow directions by adults and decisions by game judges Let everyone play fairly 	<ul style="list-style-type: none"> Right-away to younger children Respect the rights of others to learn 	<ul style="list-style-type: none"> Only eat your food Personal space Food stays on the table 	<ul style="list-style-type: none"> Students quietly waiting their turn 	<ul style="list-style-type: none"> Quietly help others when asked Keep materials in your own space 	<ul style="list-style-type: none"> Attentive behavior Older students sit toward the back Sit quietly

R - Responsible
O - Optimistic
A - Accountable
R - Respectful

Classroom Expectations

- Focus On The Positive
- Be Ready To Learn
- Be Respectful Listeners
- Try Your Best
- Be Respectful Towards Your Classmates and Your Teacher





Behavior Chart and System



Light Green - Earned a sticker

Blue - Outstanding

Green - Ready to Learn

Yellow - Warning

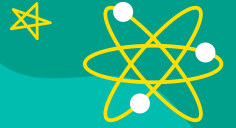
Orange- Reflection Square

Red - Note Home

Cards are reset every recess and lunch



Rewards




- Class Points
 - Free Choice Friday
- Row Points
 - The Jar or Classroom Job
- Sticker Charts
 - The Jar or Classroom Job





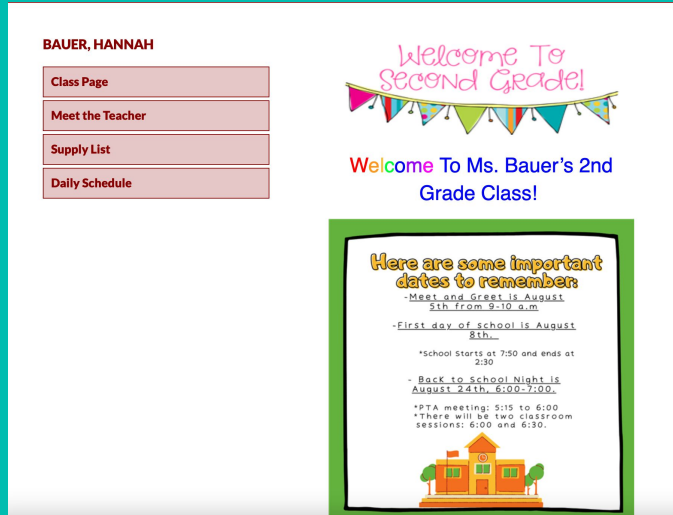
Classroom Tour



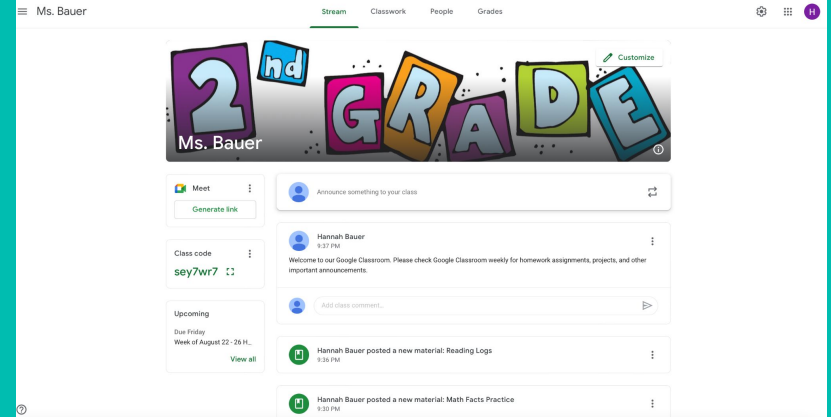
Classroom Website

vs.

Google Classroom



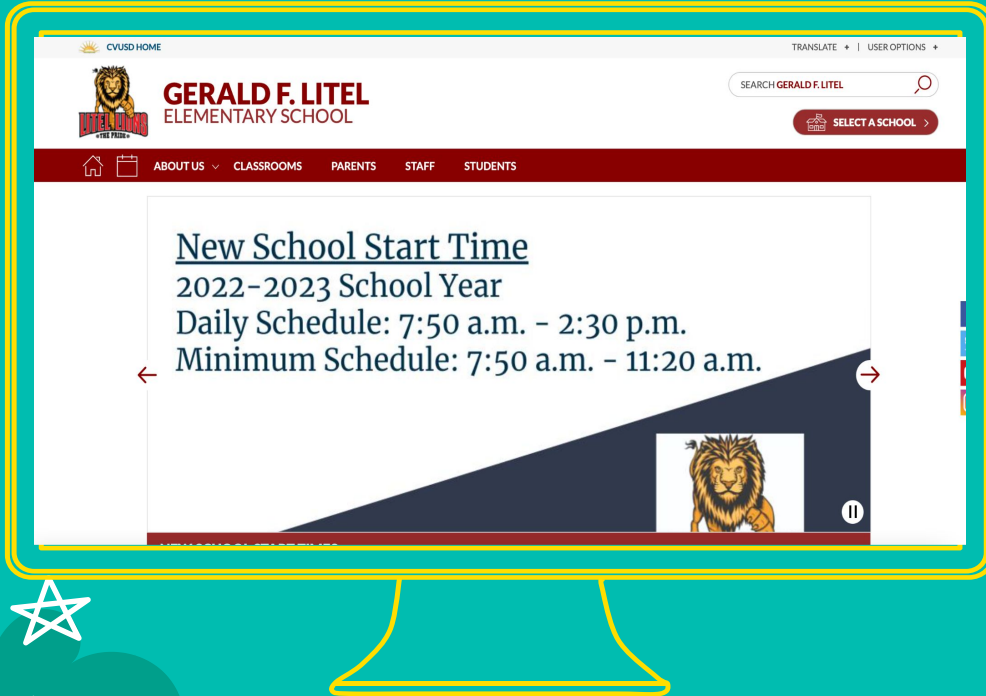
- Where you will find general information on policies, contact info, and announcements from our school to our class



- Where students can find their homework cover letter and assignments.

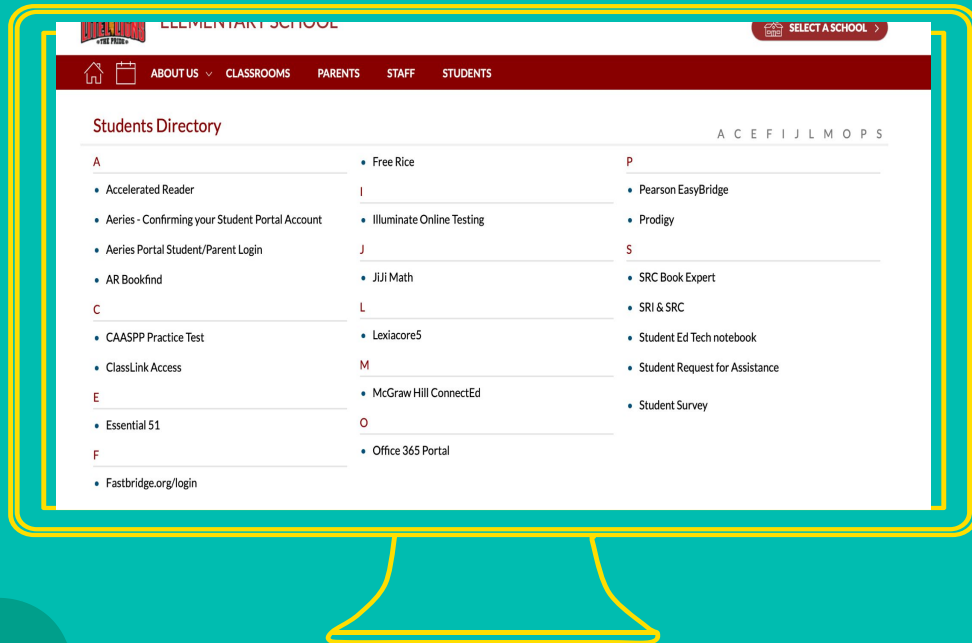


How To Access Google Classroom Through Classlink



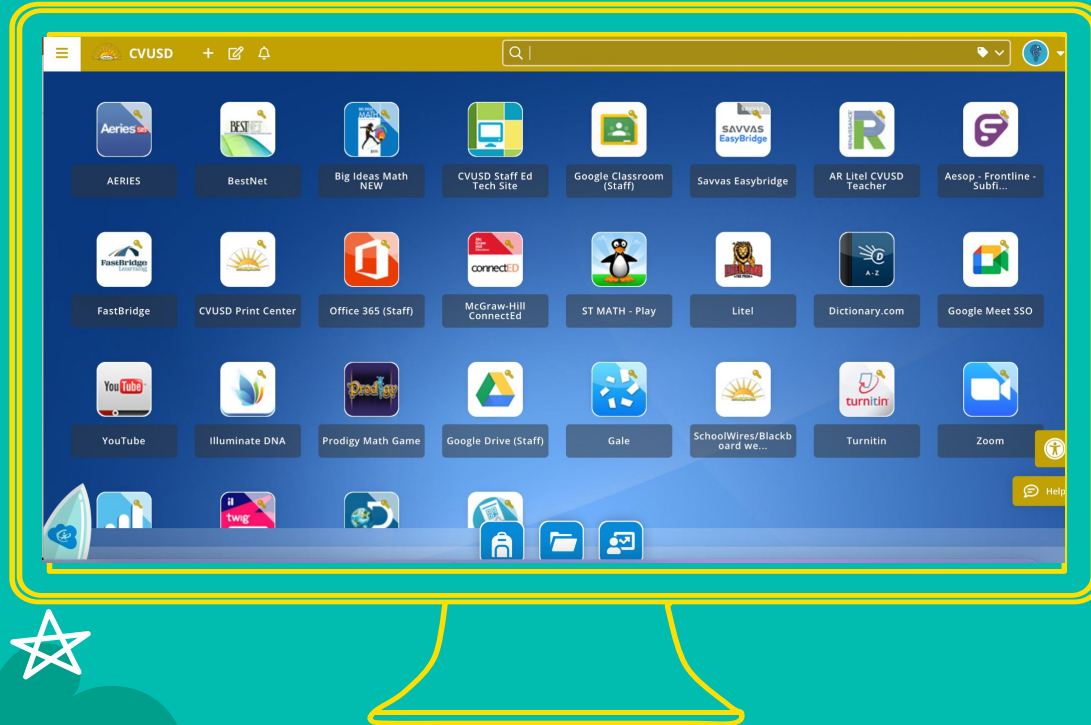
- Go to the Litel Website
- Click on the Student Tab

Google Classroom Access



- Click on Classlink and log in with your child's login information

Google Classroom Access




- Click on Google Classroom
- Input code: `sey7wr7`

Curriculum




Math - Saavas Realize



ELA - Wonders, Connect Ed



Science - Twig



Social Studies - Reflections



Second Step Social Emotional Lessons



- Music Class
- P.E. (100 Mile Club)

Some Strategies Used in Class

- Peanut Butter and Jelly Partner Talk
- Equity Sticks

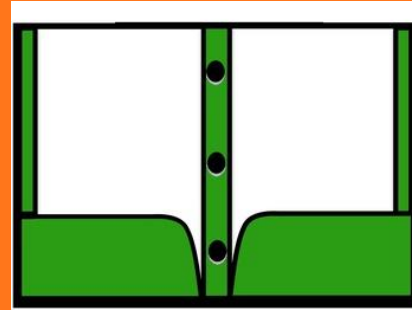


Homework

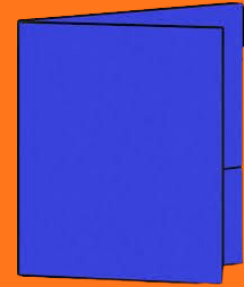
Daily Homework

- Math page
- Read for 20 minutes
- Practice Spelling Words
- Practice Math Facts (Addition and Subtraction)
- Special Projects as noted on Google Classroom

Folders



Homework Folder



Test Folder



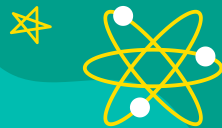
Homework



- Please check Google Classroom every Monday for Homework and for homework questions.
- Math pages are returned to school daily.
- All homework is essential practice for your child to help build their skills and knowledge.



Grading



4 - Excelling: Students are consistently performing at grade level, can demonstrate independence, and can extend they rae level standards, when applicable, expected expected at this point in the school year

4

3 - Achieving: Students demonstrate an adequate understanding of grade level standards and have the ability to apply skills needed to meet these standards at this point in the school year.

3

2 - Progressing: Students are partially meeting the grade level standards at this point in the school year.

2

1 - Beginning/ Standard Not Met: Students are not yet meeting grade level standards at this point in the school year.

1



Assessments

District Assessments



ESA's and Writing
Prompts

Language Arts



Spelling/Phonics,
Vocabulary, Grammar,
Reading
Comprehension, and
Writing Assessments

Math



Topic Tests (given at
the completion of
each math unit) and
Digital Quick Checks



Parent Volunteers



Membership

- Go to litelpta.com to join. Membership is only \$10
- PTA funds programs such as AR. Our PTA needs your support more than ever.

Check out the new Spirit Wear!

- Every Friday is Spirit Day!
- Visit litelpta.com to check out the new t-shirt and sweatshirt designs.



Q & A
Time



Thank You
For Coming!

I know together we can make this is GREAT
year for your child to learn and grow in new
and exciting ways!